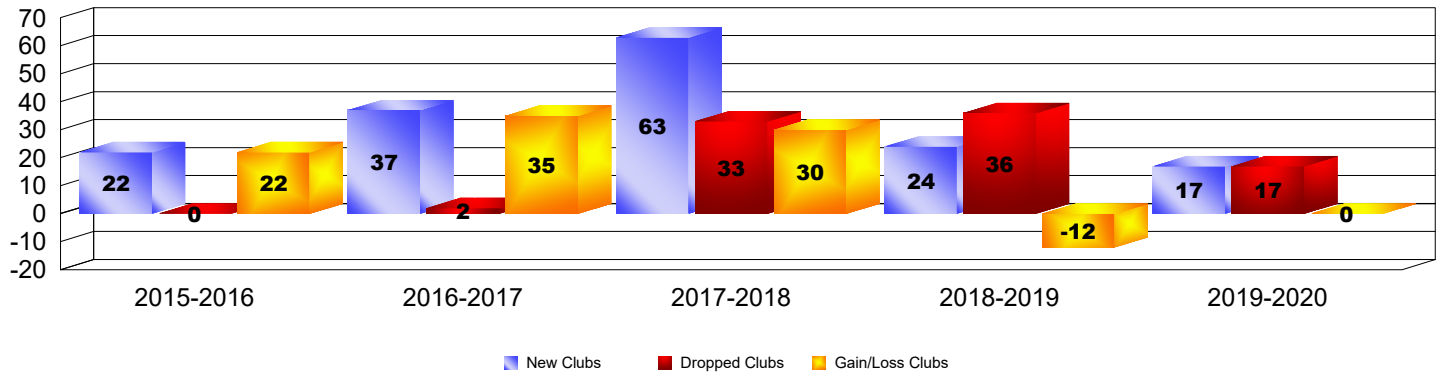


Multiple District 3234

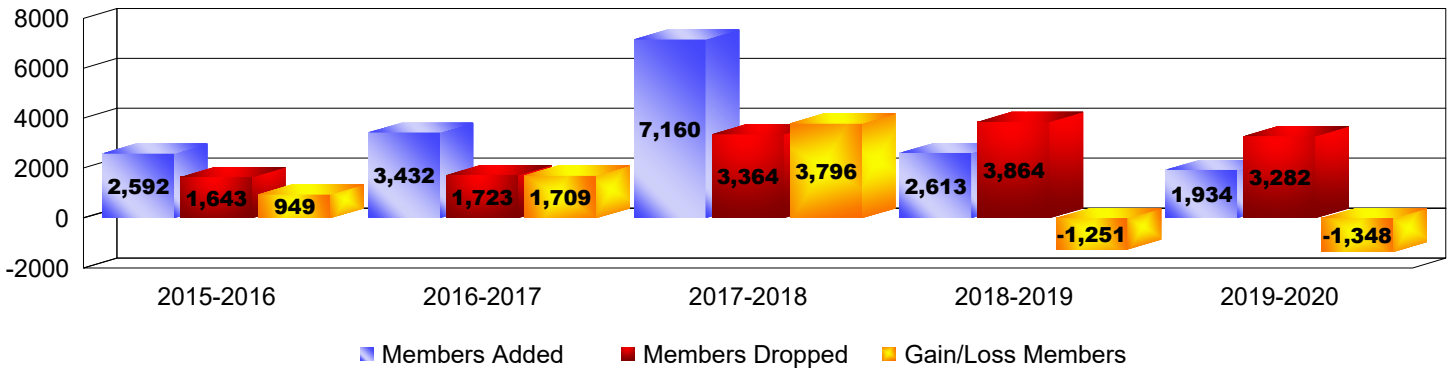
As of June 2020 Cumulative

Year	New Clubs	Dropped Clubs	Gain/ Loss Clubs	New Members	Charter Members	Reinstate Members	Transfer Members	Total Member Added	Total Members Dropped	Gain/ Loss Members
2015-2016	22	0	22	1,714	635	128	115	2,592	1,643	949
2016-2017	37	2	35	2,311	954	105	62	3,432	1,723	1,709
2017-2018	63	33	30	5,199	1,547	357	57	7,160	3,364	3,796
2018-2019	24	36	-12	1,449	814	307	43	2,613	3,864	-1,251
2019-2020	17	17	0	1,044	553	222	115	1,934	3,282	-1,348
Average	33	18	15	2,343	901	224	78	3,546	2,775	771


Clubs



Members



Membership Composition June 2020 Cumulative



Gender Comparison June 2020 Cumulative

